

Go to www.myownbooksgo.com
How to create your own
books

!. Sign in with your username and password



Create, Read & Share
MY OWN BOOKS



**CREATIVE
COMMUNICATING**



About us



Find a book



Sign in



Free Trial Sign Up

Contact Us

**CREATE,
READ &
SHARE!**



CREATE

your own books or
bookshelves for your
students or with your
students!

READ

your own book or any
book in the public area.

SHARE

your books or bookshelf
to your portable device!

VIEW BOOK SELECTION



details »



details »



details »



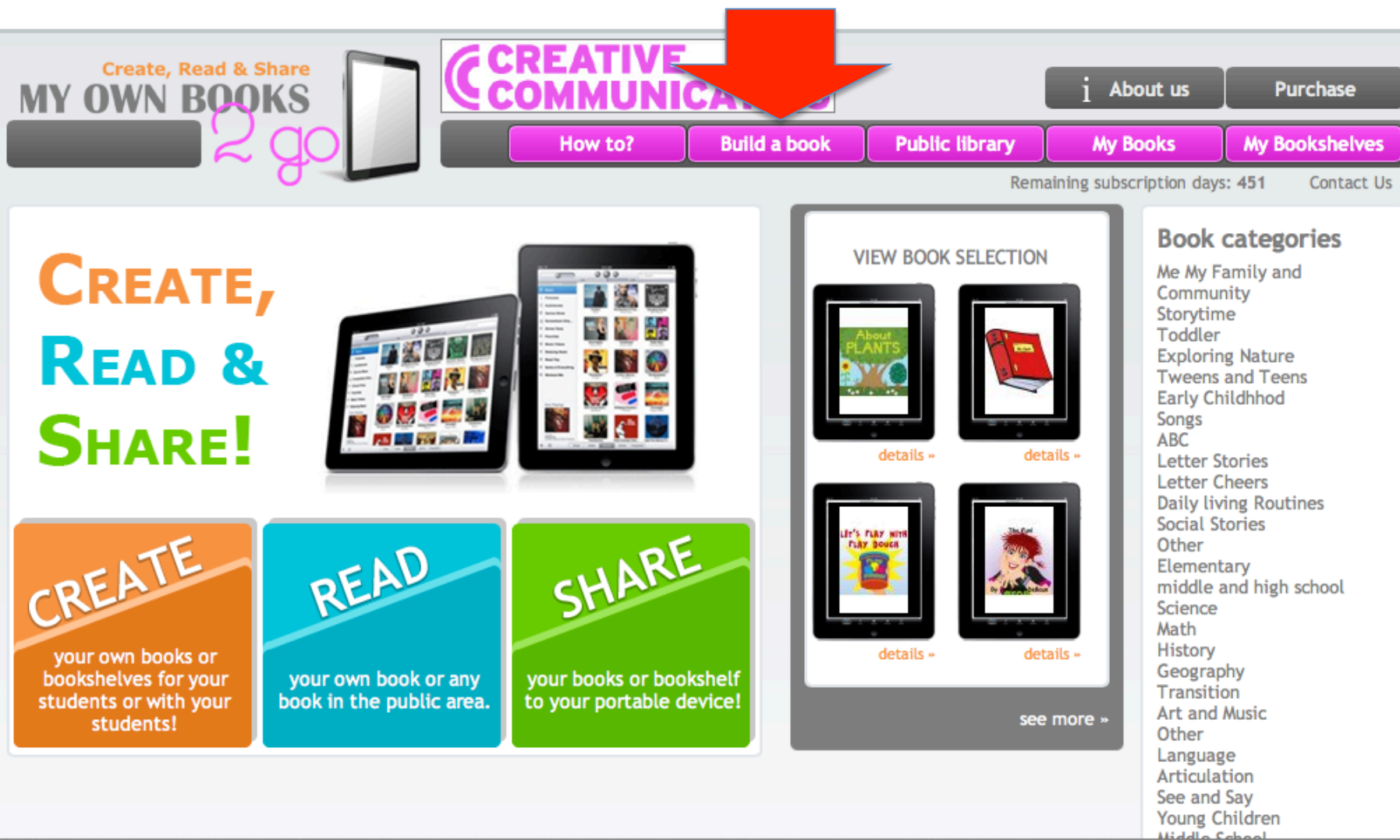
details »

see more »

Book categories

Me My Family and
Community
Storytime
Toddler
Exploring Nature
Twins and Teens
Early Childhood
Songs
ABC
Letter Stories
Letter Cheers
Daily living Routines
Social Stories
Other
Elementary
middle and high school
Science
Math
History
Geography
Transition
Art and Music
Other
Language
Articulation
See and Say

2.Select Build a book.



The screenshot shows the 'Creative Communication' website. At the top, there's a navigation bar with the site's name, a '2go' logo, and a tablet icon. To the right are links for 'About us' and 'Purchase'. Below this is a secondary navigation bar with buttons for 'How to?', 'Build a book' (highlighted with a red arrow), 'Public library', 'My Books', and 'My Bookshelves'. A status bar indicates 'Remaining subscription days: 451' and a 'Contact Us' link.

CREATE, READ & SHARE!

CREATE
your own books or bookshelves for your students or with your students!

READ
your own book or any book in the public area.

SHARE
your books or bookshelf to your portable device!

VIEW BOOK SELECTION

- About PLANTS
- details »
- Let's PLAY WITH PLAY DOUGH
- details »
- The End
- details »

[see more »](#)

Book categories

- Me My Family and Community
- Storytime
- Toddler
- Exploring Nature
- Tweens and Teens
- Early Childhood
- Songs
- ABC
- Letter Stories
- Letter Cheers
- Daily living Routines
- Social Stories
- Other
- Elementary
- middle and high school
- Science
- Math
- History
- Geography
- Transition
- Art and Music
- Other
- Language
- Articulation
- See and Say
- Young Children
- Middle School

2.Select Build a book.

Create, Read & Share
MY OWN BOOKS

2go

CREATIVE COMMUNICATING

How to? Build a book Public library My Books My Bookshelves

About us Purchase

Remaining subscription days: 451 Contact Us

CREATE, READ & SHARE!



CREATE

your own books or bookshelves for your students or with your students!

READ

your own book or any book in the public area.

SHARE

your books or bookshelf to your portable device!

VIEW BOOK SELECTION



details »



details »



details »



details »

see more »

Book categories

- Me My Family and Community
- Storytime
- Toddler
- Exploring Nature
- Tweens and Teens
- Early Childhood
- Songs
- ABC
- Letter Stories
- Letter Cheers
- Daily living Routines
- Social Stories
- Other
- Elementary
- middle and high school
- Science
- Math
- History
- Geography
- Transition
- Art and Music
- Other
- Language
- Articulation
- See and Say
- Young Children
- Middle School

If you are at a conference with everyone building select this option an high traffic on internet

**c. If you use the graphics library. The images you select will appear under the graphics library if you select within the program

winter	Native Americans	plants	water cycle	Types of Animals	weather photos	Planets and Space	garden-photos
rainforest	space-photos	ocean/sea-photos	Write about it- artic animals chat		Write about it-different cultures at the market		
write about it-bad dog		write about it-bad day		write about it- bug talk	write about it-teen emotions		write about it-want it
Write about it-Something's wrong							



a & b. If you use filkr or you will need to click on the images they will appear below the image library

Choose photos

Book view

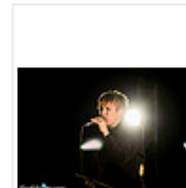











Edit pages

Title page

Finalize book

Enter keywords: cat

Search Flickr



Page 1/545383

1 2 3 4 5 6 7 8 9 10 ... 545383

or


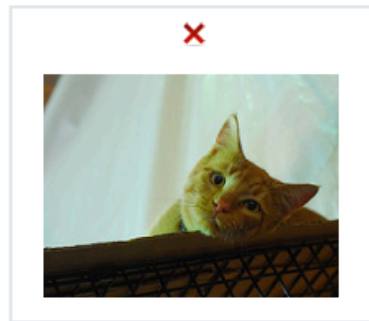


Enter the file name here:

Browse


or

Select graphic file

3. Notice you see the images at the bottom of the page you can delete by selecting the X any image you do not want.



4. Once you have your images select. Next Step at the bottom of the page

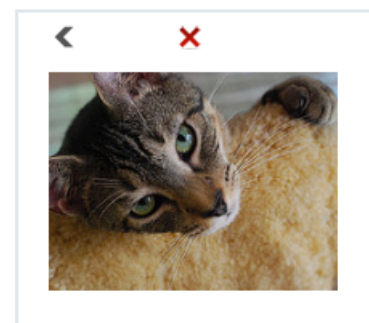
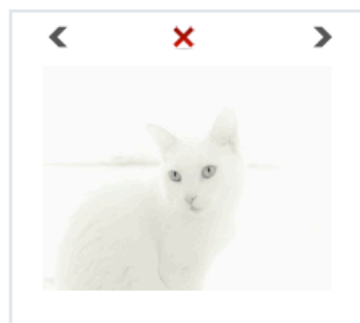




**NEXT
STEP** ▶

5. Now you can reorder or add blank pages for text only or to play video. The arrow keys or dragging and dropping will allow you to reorder. Once complete go down to the bottom of the page and select **NEXT STEP**

Add a page

These are the pages of your book. Click and drag to reorder them.



6.Now you are ready to edit each page.

Build a book

Choose photos

Book view

Edit pages

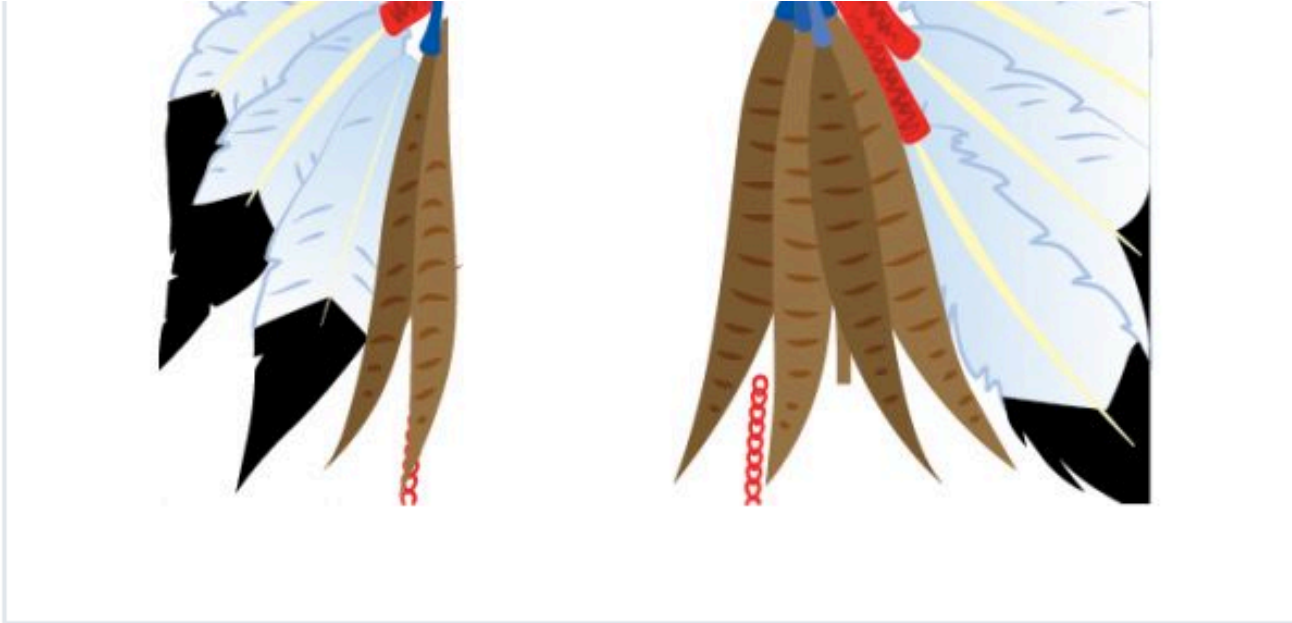
Title page

Finalize book

Preview



7.Scroll down to add the text



Enter page text:

The headdress.



8. On the button of the page you can record using the recorder on the page, or add sounds from your computer or add video from utube or your computer. When complete select Next page.

The screenshot shows a web interface with two main sections: 'Add video:' and 'Add Sound:'. Each section has a text input for a YouTube URL, a 'Browse' button for local files, and a list of supported file formats. At the bottom, there are 'PREVIOUS STEP' and 'NEXT STEP' buttons. Red arrows point to the 'Add video:' section, the 'Add Sound:' section, and the 'Next page' button.

Add video:

Enter youtube URL: **OK**

or

Enter a file name here: **Browse**

required format is .mp4; .avi; .mkv; .mpeg; .mpg;
.mov; .flv; .hdmov; .m2ts; .wmv; .asf; .vob; .m4v
file size must be lower than 128 MB

Add Sound:

Enter youtube URL: **OK**

or

Enter a file name here: **Browse**

required format is .mp3, .wav, .mp4, .aac or .m4a
file size must be lower than 128 MB

or

Record sound: **REC**

Next page

PREVIOUS STEP **NEXT STEP**

9. Continue adding text and multi media as desired until you reach the end of your pages. Please not always select next page to move between the pages and next step to move to the next step in building your book.

9. The last Page is your title page make sure to select a graphic . Scroll below and add the title and author.

Enter a title for your book:

Author:

Enter title page text:

400 characters remaining



Preview

10. The last Page is your title page make sure to select a graphic . Scroll below and add the title and author. Go to Next Step

Enter a title for your book:

Author:

Enter title page text:

400 characters remaining



Preview

11. You are now ready to publish the book

You can **preview** the book to check for errors if you go back to the previous steps you can change the book.


Print a pdf of the story

You can save the story to myownbooks2go

Create, Read & Share

MY OWN BOOKS

2go



CREATIVE COMMUNICATING

i About us

Purchase

How to?

Build a book

Public library

My Books

My Bookshelves

Remaining subscription days: 451

Contact Us

Build a book


Choose photos

Book view


Edit pages

Title page


Finalize book



Preview and play the complete story »



Print the story »



Categorize the book:

☐ Adapted Stories

- ☐ Me My Family and Community
- ☐ Storytime
- ☐ Toddler
- ☐ Exploring Nature
- ☐ Tweens and Teens
- ☐ Early Childhood

☐ Alphabet

- ☐ ABC
- ☐ Letter Stories
- ☐ Letter Cheers

☐ Adult Learners

- ☐ Daily living Routines
- ☐ Social Stories
- ☐ Other

☐ Comics

- ☐ Elementary
- ☐ middle and high school

13.If you want to save the book you must categorize it. Select a category and subcategory



Categorize the book:

- ☐ Adapted Stories
 - ☐ Me My Family and Community
 - ☐ Storytime
 - ☐ Toddler
 - ☐ Exploring Nature
 - ☐ Tweens and Teens
 - ☐ Early Childhood
 - ☐ Songs
- ☐ Alphabet
 - ☐ ABC
 - ☐ Letter Stories
 - ☐ Letter Cheers
- ☐ Adult Learners
 - ☐ Daily living Routines
 - ☐ Social Stories
 - ☐ Other
- ☐ Comics
 - ☐ Elementary
 - ☐ middle and high school
- ☐ Curriculum
 - ☐ Science
 - ☐ Math
 - ☐ History
 - ☐ Geography
 - ☐ Transition
 - ☐ Art and Music
 - ☐ Other
- ☐ Early Childhood-New
- ☐ Innovation Stories
- ☐ Speech and Language Practice
 - ☐ Language
 - ☐ Articulation
 - ☐ See and Say
- ☐ Social Stories
 - ☐ Young Children
 - ☐ Middle School
 - ☐ Young Adults
- ☐ Unique Curriculum
 - ☐ elementary
 - ☐ preschool
 - ☐ intermediate
 - ☐ Middle School
 - ☐ highschool
 - ☐ transition
- ☐ Words
 - ☐ Making Words Activities
 - ☐ Word Families
 - ☐ Guess the word
 - ☐ Word Wall Words Activities
 - ☐ Poetry
- ☐ Young Adults
- ☐ Other
 - ☐ misc.
- ☐ Other Languages
 - ☐ German
 - ☐ Spanish

15. You decide if you want the book private (you can go back and edit it) Saves in My Books

Public- If you save to Public Books you can edit it but must copy to My Books. Public Books shares with everyone

Other ☐ misc. Other languages ☐ German ☐ Spanish



Make the book

☐ private ☐ public



Save the book »

**PREVIOUS
STEP**

16. Select save the book

17.You can share via your computer

The sample book













Sharing Options

- Distribute an URL on Twitter
- Distribute an URL on Facebook
- QR Code
- Email the URL

18 View and play in the My Books or Private Books Area

My books

Search by:

<div>The sample book</div>  <div>Play</div> <div>Edit Delete</div> <div>Add to bookshelf</div> <div>Print</div> 	<div>Conversations Game 1</div>  <div>Play</div> <div>Edit Delete</div> <div>Add to bookshelf</div> <div>Print</div> 	<div>Talking Tom What I Like</div>  <div>Play</div> <div>Edit Delete</div> <div>Add to bookshelf</div> <div>Print</div> 	<div>The T Story</div>  <div>Play</div> <div>Edit Delete</div> <div>Add to bookshelf</div> <div>Print</div> 	<div>The M Story</div>  <div>Play</div> <div>Edit Delete</div> <div>Add to bookshelf</div> <div>Print</div> 	<div>The M Story</div>  <div>Play</div> <div>Edit Delete</div> <div>Add to bookshelf</div> <div>Print</div> 
---	--	---	---	---	---



MyOWBBooks2 go APP free

- Provides unlimited Switch Accessible books
- Access to content curriculum
- Content Standards

Or Play it on the iPad!

